

उत्तराखण्ड के लिए तापमान पूर्वानुमान Temperature forecast for Uttarakhand

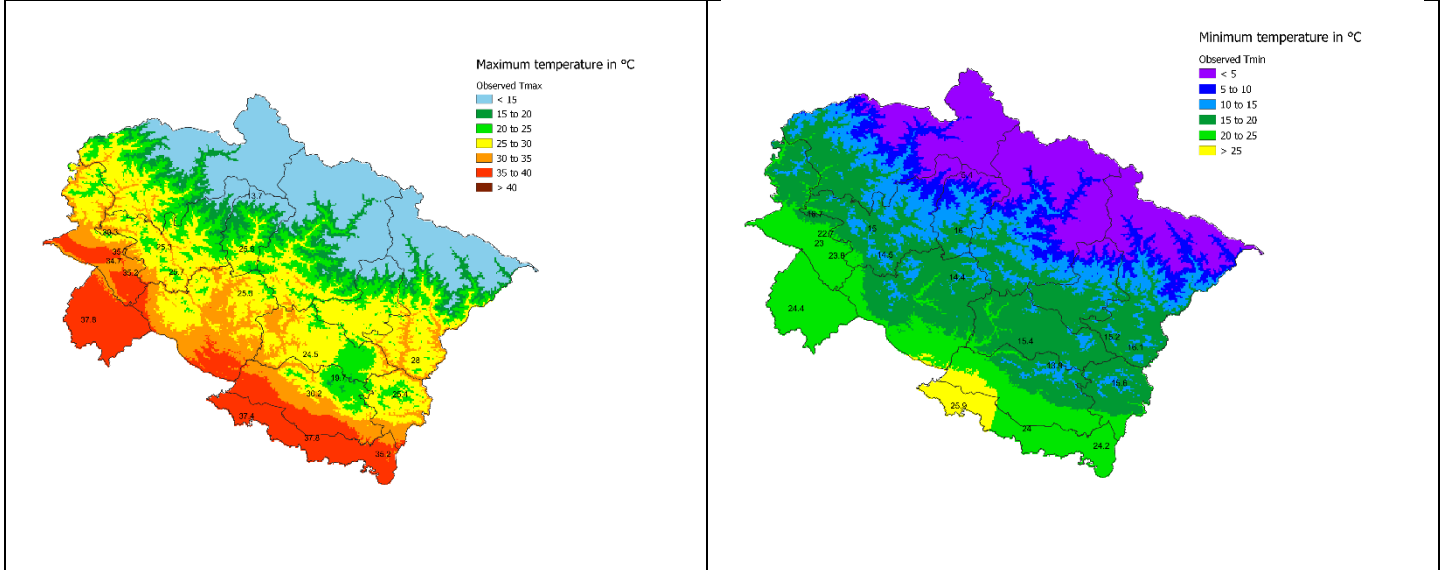
जारी करने की तिथि व समय / Date & Time of issue:
07th June, 2026 at 14:00 Hours IST

तापमान पूर्वानुमान सारांश/ Temperature Forecast Summary

- Maximum temperatures remained normal in plains and appreciably below normal in hills of Uttarakhand. Minimum temperatures remained normal in plains and below normal to normal in hills of Uttarakhand. Highest maximum temperature **37.8 °C** was recorded at **Roorkee (Haridwar)** and lowest minimum temperature **5.4 °C** was recorded at **Kedarnath Ji (Rudraprayag)**.
- Maximum temperature likely to rise by 1-3°C during next 2-3 days over Uttarakhand. No significant change in maximum temperature thereafter.
- **Heatwave Warning: Nil.**

पिछले 24-घंटो में दर्ज अधिकतम एवं न्यूनतम तापमान:

Maximum and Minimum Temperature observed during past 24-hours:



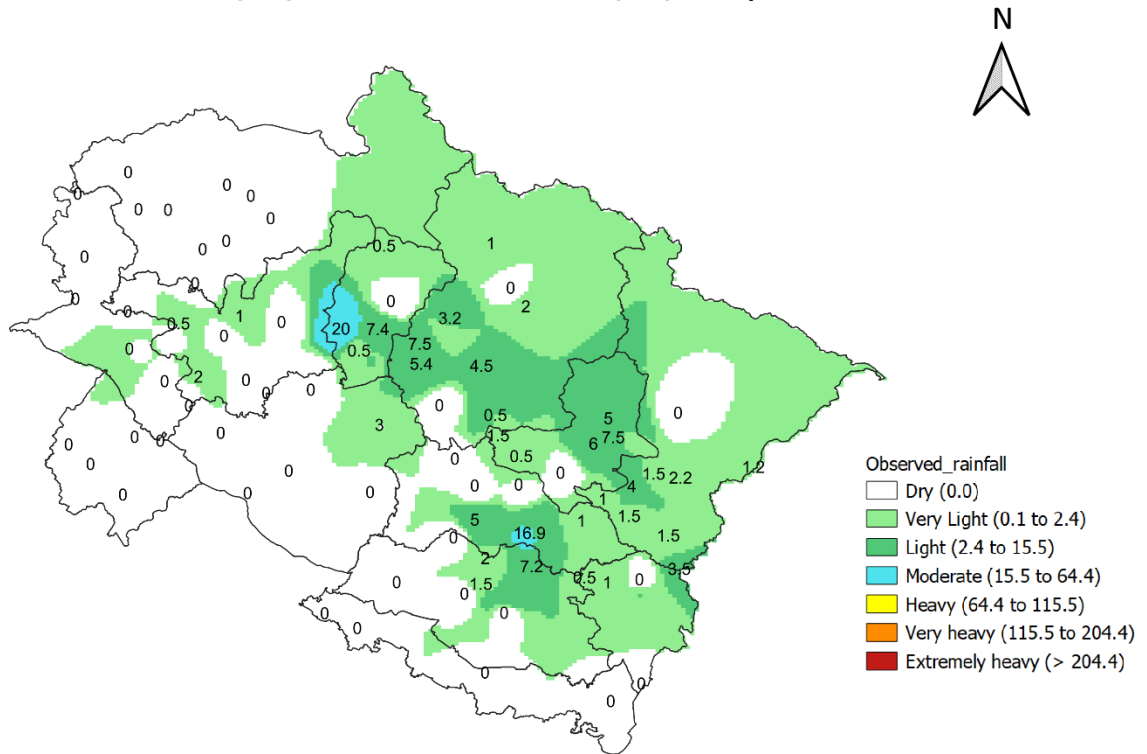
0830 IST पर 24-घंटों में दर्ज वर्षा:

24-hours accumulated Rainfall observed at 0830 IST (mm):

MANUAL: Jakholi-20.0, Almora-16.9, Tharali-10.2, Ganganagar-7.4, Mukteshwar-7.2, Kapkot-6.0, Karnaprayag-5.4, Ranikhet (G)-5.0, Loharkhet-5.0, Sama-4.0, Berinag-4.0, Chamoli-3.2, Didihat-2.2, Gangolihat-1.5, Pithoragarh-1.5, Dharchula-1.2, Garud-1.0, Pati-1.0, Rudraprayag-0.4

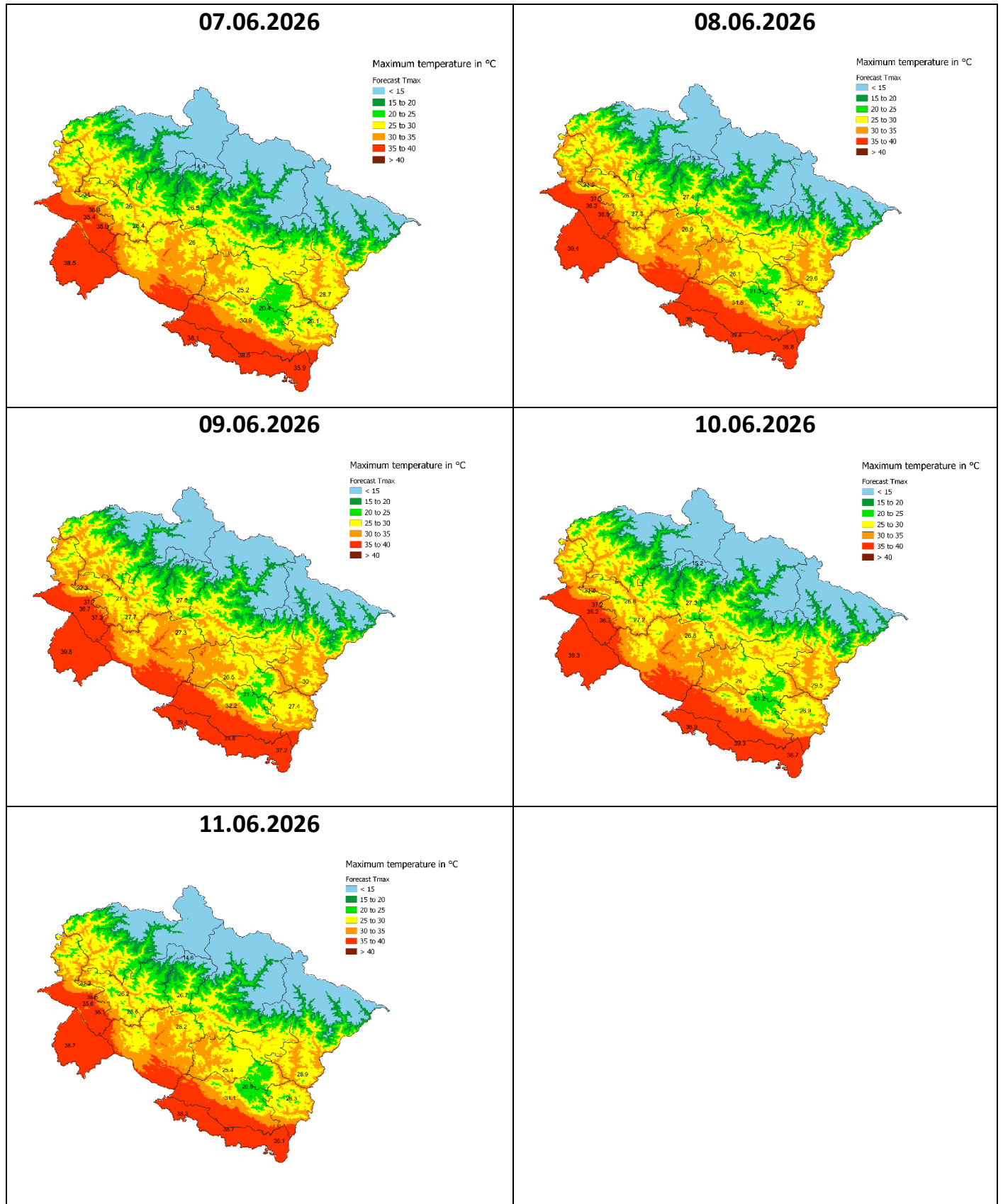
AWS/ARG: Gochar-14.5, Berinag-11.0, Pokhari-7.5, Kanda-7.5, Mukteshwar-6.5, Almora-5.5, Chaubatia_Ranikhet-4.5, Ghat-4.5, Karnaprayag-4.0, Bhimtal-4.0, Pancheshwar-3.5, Champawat-3.0, Thailisain-3.0, Rudraprayag-3.0, Nainital(Jeolikot)_Kvk-2.5, Dewal-2.5, Song-2.5, Th_Kosiyakutoli-2.0, Narendra Nagar -2.0, Tapovan-2.0, Liti-2.0, Champawat-2.0, Kosani-1.5, Dangoli-1.5, Nainital-1.5, Thal-1.5, Gangolihat-1.5, Utt. Tech. Uni.-1.0, Pratapnagar-1.0, Badrinath-1.0, Jageshwar-1.0, Ganai Gangoli-1.0, Tharali-0.5, Rudra_Prayag-0.5, Chamoli-0.5, Dhanolti-0.5, Bhainsiya Chhana -0.5, Garud-0.5, Devidhura-0.5, Lohaghat-0.5, Dharchula-0.5, Didihat-0.5

**Rainfall observed in Uttarakhand in past 24 hours
(from 08:30 IST of 06/06/2026 to 08:30 IST of 07/06/2026)**



अधिकतम तापमान पूर्वानुमानः

Maximum temperature forecast:



Please visit <https://mausam.imd.gov.in/dehradun/> for detailed weather forecast and warning information.

Legends

Rainfall:


INTENSITY (INSTY)		DISTRIBUTION (DISTR)		PROBABILITY OF OCCURRENCE	
VERY LIGHT/बहुत हल्की	TRACE - 2.4 mm	ISOLATED /कहीं-कहीं	ISOLATED (UPTO 25% AREA)	UNLIKELY	Up to 25%
LIGHT/हल्की	2.5- 15.5 mm	FEW /कुछ स्थान	SCATTERED (BETWEEN 25-50% AREA)	LIKELY	26 to 50%
MODERATE /मध्यम	15.6 – 64.4 mm	MANY /अनेक स्थान	FAIRLY WIDE SPREAD (BETWEEN 50-75% AREA)	VERY LIKELY	51 to 75%
HEAVY /भारी	64.5- 115.5 mm	MOST /अधिकांश स्थान	WIDE SPREAD (MORE THAN 75% AREA)	MOST LIKELY	Above 75%
VERY HEAVY /बहुत भारी	115.6- 204.4 mm				
EXTREMELY HEAVY /अत्यंत भारी	> 204.4 mm				

❖Heavy snow: 64.5 – 115.5 cm (in depth) & Very heavy snow: 115.6 – 204.4 cm (in depth). (As per the new guidelines w.e.f January 1, 2016).
 ❖Forecast and Warning for a particular day is valid from 0830 hours IST of day till 0830 hours IST of next day.

<u>Distribution</u>	<u>Departure from mean</u>
Markedly Below Normal	-5.0°C or less
Appreciably Below Normal	-3.1°C to -5.0°C
Below Normal	-1.6°C to -3.0°C
Normal	-1.5°C to 1.5°C
Above Normal	1.6°C to 3.0°C
Appreciably Above Normal	3.1°C to 5.0°C
Markedly Above Normal	5.0°C or more

When maximum temperature of a station reaches $\geq 40^{\circ}\text{C}$ for plains and $\geq 30^{\circ}\text{C}$ for hilly regions

(a) Based on Departure from normal


	Heat Wave: Maximum Temperature Departure from normal 4.5°C to 6.4°C .
	Severe Heat Wave: Maximum Temperature Departure from normal $\geq 6.5^{\circ}\text{C}$

(b). Based on Actual maximum temperature

	Heat Wave: When actual maximum temperature $\geq 45^{\circ}\text{C}$.
	Severe Heat Wave: When actual maximum temperature $\geq 47^{\circ}\text{C}$

(c). Criteria for heat wave for coastal stations
 When maximum temperature departure is $>4.5^{\circ}\text{C}$ from normal. Heat Wave may be described provided maximum temperature $\geq 37^{\circ}\text{C}$

When maximum temperature remains 40°C

	Warm Night: When minimum temperature departure 4.5°C to 6.4°C .
	Severe Warm Night: When minimum temperature departure $>6.4^{\circ}\text{C}$.